



Covenant of Mayors
for Climate & Energy
EUROPE



Cities are getting ready for climate change:
Integration of climate adaptation and mitigation.

VASILEIOS LATINOS, COVENANT OF MAYORS



www.eumayors.eu

Part of the




GLOBAL COVENANT
of MAYORS for
CLIMATE & ENERGY

Challenges



- Language, mismatched terminology
- Unrealistic, mismatched expectations
- Difficulty engaging stakeholders
- Power imbalances, intellectual property
- Lack of capacity, political commitment, time and resources
- Communication: remote, insufficient, non-transparent?
- How to find funding?
- When do you start? When do you stop?





Covenant of Mayors
for Climate & Energy



SOURCE: M. VERHILLE / Mairie de Paris





Covenant of Mayors
for Climate & Energy



Malarce Dam PKW. SOURCE: Climate-ADAPT





Covenant of Mayors
for Climate & Energy



reDuna project, ALMADA. SOURCE: S.Joao da Caparica 2015



The Covenant of Mayors for Climate & Energy - Europe



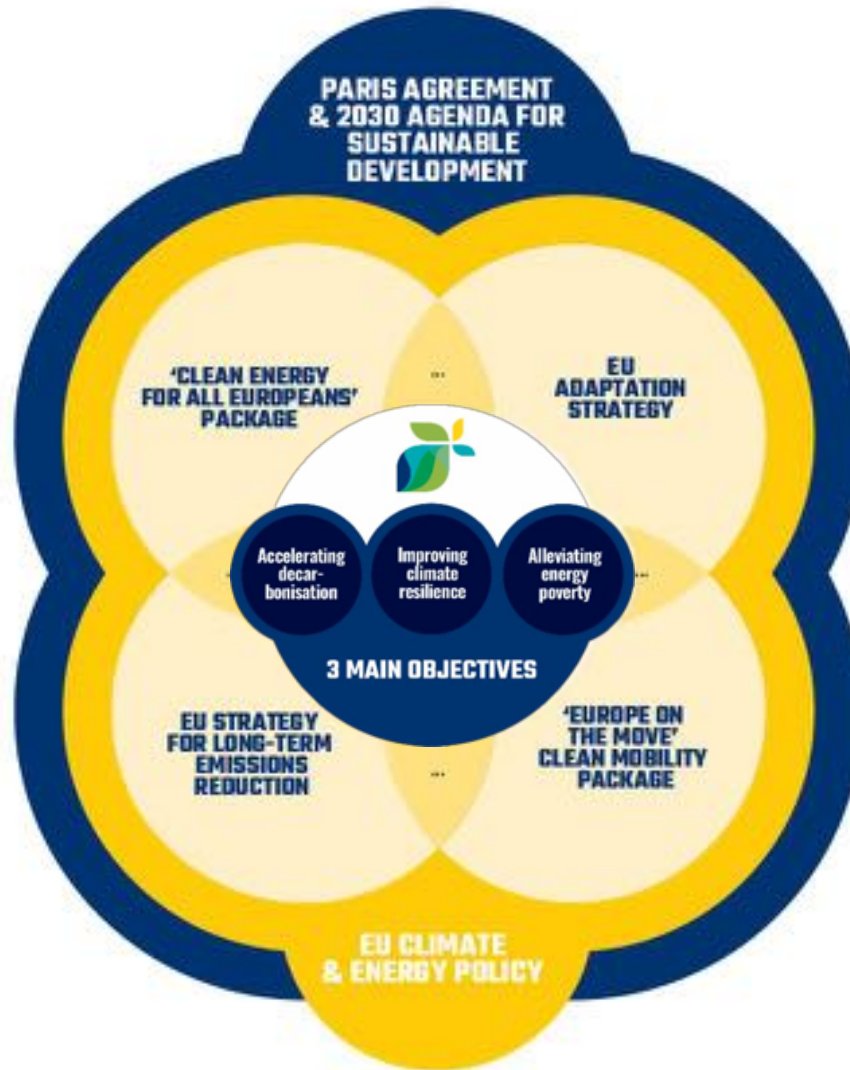
As part of the European Covenant of Mayors movement, **cities and towns** are taking **climate and energy action** to secure a **better future** for their citizens.

Matching local objectives and EU policy

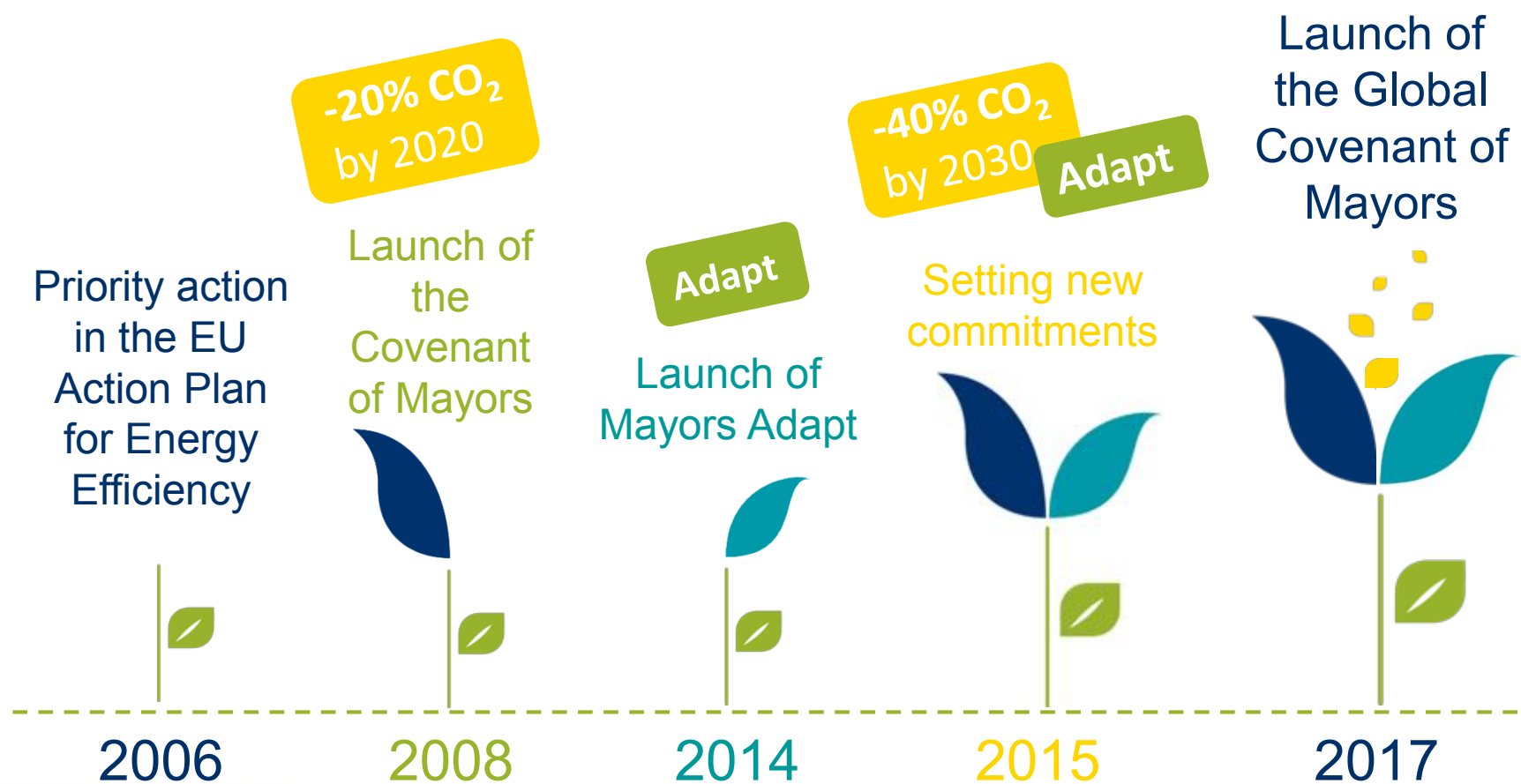


-40%
in CO₂ emissions
by 2030

Matching local objectives and EU policy



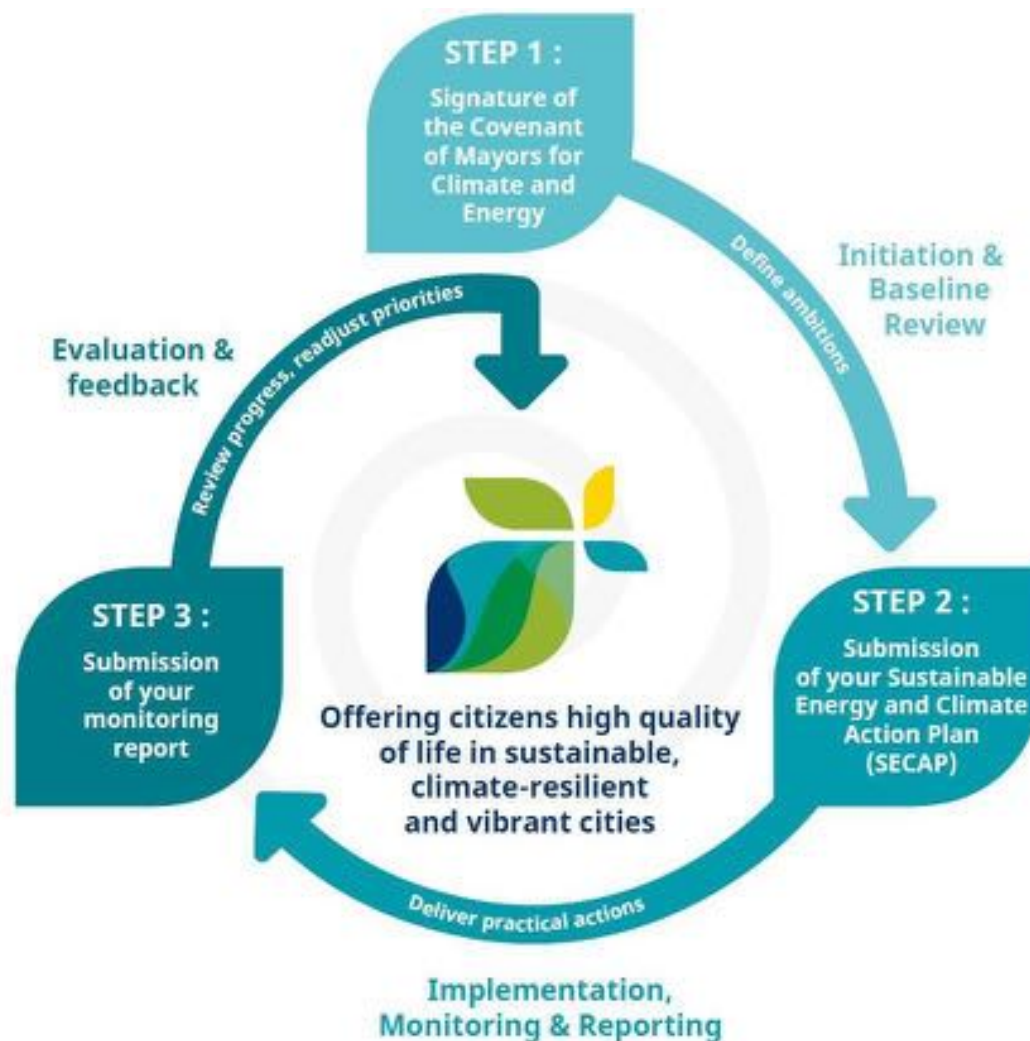
Evolution of the initiative



The Covenant of Mayors in the world




The Covenant step by step



Supporting signatories



With specific methodological materials



Guidance materials

Action Plan template & instructions



Supporting signatories



With a dedicated online support tool for adaptation



Supporting signatories



With an online interactive funding guide

Interactive funding guide

loan I  Support for  Support to 

Country 

[ADVANCED SEARCH](#) [Clear all](#)

European Structural and Investment Funds	European Funding Programmes	Project Development Assistance	Financial Institutions Instruments	Alternative Financing Schemes
Cohesion Fund	CEF	EEEF	EFSD	Grizee Cooperatives
EAFRD	Horizon 2020	ELENA	Municipal loans	Growth-funding
ERDF	JPI Urban Europe	Horizon 2020 PGA	MCFF	EPC
ERDF	LIFE	JASPERS		Green municipal bonds
ESF	Territorial Cooperation			on-bill-financing
	UBA			Revolving loan funds
	URBACT			Soft loans, guarantees


Support services

Supporting signatories



With a capacity-sharing platform:

Resource Library

-  Search, add and rate among hundreds of resources, including good practices, case studies, handbooks, webinar recordings, etc.

Discussion Forums

-  Exchange with your peers

www.eumayors.eu

 MY COVENANT



Supporting signatories



With specific helpdesks:

- General helpdesk
- Supporter helpdesk
- Coordinator helpdesk
- Country-specific

helpdesks:

- Italy
- Spain
- Germany
- Austria

3,100+

requests from cities
handled by the helpdesk
teams in 2018



Signatories taking action



- *Improving energy efficiency through transformation of the public lighting system*

	Monsano	 Signatory since 2016
		 3,300+ inhabitants



MITIGATION

Facts and figures

- **70%** reduction in energy consumption compared to baseline year
- CO2 emission reduction: **153 tons**
- **€950,000** Energy Performance Contract



Signatories taking action



- *Encouraging households to help protect the city from pluvial floods*

	Bratislava	 Signatory since 2012
		 422,000+ inhabitants



ADAPTATION

Facts and figures

- **€50,000** subsidy in 2016
- **€40,000** subsidy in 2017
- **40+** beneficiaries of the subsidy
- **50%** of total project costs covered



Signatories taking action



- *Engaging with citizens from deprived neighbourhoods to promote solutions to energy poverty*

 Brest	 Signatory since 2009  215,000+ inhabitants
--	--



**ENERGY
POVERTY**

Facts and figures

- **150** energy visits to households between 2016 and 2018
- **118 kg** CO₂eq saved/household/year thanks to energy visits
- **€138** saved/household/year (water + electricity) following energy visits





COVID Outbreak – Challenging Municipal Services

(from recent EBRD study on 'GCAP cities')

- **Notable impacts in municipal infrastructure sectors;**
transport, health and education are the most affected sectors; less important impacts on energy, water and waste management.
- **Lack of coordinated action for crisis response and management;**
lack of guidance documents and established processes
- **Arising inequalities,** including where in a city a person lives and works and a person's gender or age and referring to access to health supplies, facilities and resources and supporting the urban poor and vulnerable groups
- Putting **pressure on already existing problems**
(lack of adequate housing, energy poverty, homelessness and more)
- **Municipal revenues plummet** due to forced cutting of services and citizens' inability to pay the bills, lack of strategies for operating with limited resources



GCAP case: TIRANA, ALBANIA

- City prepared for a shock, following the severe earthquake of November 2019
- Civil protection and recovery operations suffered from low staff capacity
- Slight reduction to revenues due to tax and traffic alleviations
- Focus on green infrastructure planning and implementation as response to pandemic (green routes, parks etc.)
- Need for a long-term response and recovery plan



Copyright @Ozbalci, Source: <https://www.britannica.com/place/Tirana>



GCAP case: IZMIR, TURKEY

- 'Crisis Municipalism' management model approved in March 2020; increased social solidarity aspects
- COVID-19 resilience action plan developed during the first months of the pandemic
- Financial impacts due to extension of payments, and infrastructure instalment to inadequate households
- Impact on municipal services low due to early and effective measures



Source: <https://www.dailysabah.com>



What are the positives?

- References available – R&I, platforms, solutions, standards
- Frameworks established – policy, methods, tools, techniques
- Pilots implemented – programmes, plans, projects
- Community established – city networks, initiatives, partnerships (eg. collaborative climate action)

A more ambitious EU Adaptation Strategy



- Improved cities' response options to pandemics and disasters – infrastructure health; social care; leadership, strategy & collaboration; economy
- Convergence of agendas – biodiversity, health, climate, resilience, water, urban regeneration & etc
- Better connected people – resilience networks beyond climate, horizontal & vertical collaboration
- Mainstreaming resilience – policies, budget, plans, sectors
- Aligning of cycles – budget, planning, infrastructure development
- Mobilisation of resources – financing, skills, personnel
- Systemic transformation – learning cycles, cope & transform



Next Steps

- Understand 'Farm to fork' impacts on resilience – life-style and land-pressure
- Set standards - Scale up good practices and solutions at European level
- Converge agendas - Integrated adaptation and resilience planning approach and aligned policy processes
- Innovative adaptation financing – mobilise investments, innovate procurement
- Further multi-level governance - multi-dimensional collaboration (vertical and horizontal)
- Improve cities' response options to pandemics and disasters – infrastructure health; social care; leadership, strategy & collaboration; economy
- Support Local Green Deals – From resilient recovery to sustainable transformation - ensure the necessary transition of our societies to live within planetary boundaries, based on values of democracy and justice and 'leave no one behind'

Part of the



Thank you!



With the support of the European Union

More info:

www.eumayors.eu